

Chapter 5

Force and Translational Dynamics

“Nature is pleased with simplicity. And nature is no dummy.”

—Sir Isaac Newton

The Englishman Sir Isaac Newton published a book in 1687 called *Philosophiæ Naturalis Principia Mathematica* (The Mathematical Principles of Natural Philosophy)—referred to nowadays as simply *The Principia*—which began the modern study of physics as a scientific discipline. Three of the laws that Newton stated in *The Principia* form the basis for dynamics and are known simply as Newton’s Laws of Motion.

In kinematics, we discovered the nature of how objects move, but there still existed the question of why objects move the way they do. For this fundamental task of understanding the cause of motion, we must turn our attention to dynamics.

INTRODUCTION TO FORCES

An interaction between two bodies—a push or a pull—is force. If an apple falls from a tree, it falls to the ground. If you pull on a door handle, it opens a door. If you push on a crate, you move it. In all these cases, some force is required for these actions to happen. In the first case of an apple falling from a tree, the Earth is exerting a downward pull called gravitational force. When you stand on the floor, the floor provides an upward force called the normal force. When you slide the crate across the floor, the floor exerts a frictional force against the crate. Whether a force is an action-at-a-distance force, like gravity, or a contact force, like pulling a door handle, its effect on objects is described by Newton's laws.

NEWTON'S FIRST LAW

Newton's First Law says that *an object will continue in its state of motion unless compelled to change by a force impressed upon it*. That is, unless an unbalanced force acts on an object, the object's velocity will not change: if the object is at rest, then it will stay at rest; if it is moving, then it will continue to move at a constant speed in a straight line.

This property of objects, their natural resistance to changes in their state of motion, is called **inertia**. In fact, Newton's First Law is often referred to as the **Law of Inertia**.

Example 1 What net force is required to maintain a 5000 kg object moving at a constant velocity of magnitude 7500 m/s?

If an object is experiencing zero acceleration (its velocity is not increasing or decreasing), then the object is experiencing zero net force.

Solution. Newton's First Law says that any object will continue in its state of motion unless an unbalanced force acts on it. Therefore, no net force is required to maintain a 5000 kg object moving at a constant velocity of magnitude 7500 m/s.

You might be asking, "If no net force is needed to keep a car moving at a constant speed, why does the driver need to press down on the gas pedal in order to maintain a constant speed?" There is a big difference between *force* and *net force*. As the car moves forward, there is a frictional force (more on that shortly) opposite the direction of motion that would be slowing the car down. The gas supplies energy to the engine to spin the tires to exert a forward force on the car to counteract friction and make the net force zero, which maintains a constant speed.

Here's another way to look at it: constant velocity means $\mathbf{a} = 0$, so the equation $F_{\text{net}} = ma$ immediately gives $F_{\text{net}} = 0$.

NEWTON'S SECOND LAW

Newton's Second Law predicts what will happen when an unbalanced force *does* act on an object: the object's velocity will change; the object will accelerate. More precisely, it says that its acceleration, \mathbf{a} , will be directly proportional to the strength of the total—or *net*—force (\mathbf{F}_{net}) and inversely proportional to the object's mass, m :

$$\mathbf{a} = \frac{\mathbf{F}}{m} \text{ or}$$

$$\mathbf{F}_{\text{net}} = m\mathbf{a} \text{ or } \Sigma\mathbf{F} = m\mathbf{a}$$

$$\text{Units} = \text{Newtons} = \text{kg} \cdot \text{m/s}^2$$

This is the most important equation in mechanics!

Two identical boxes, one empty and one full, have different masses. The box that's full has the greater mass because it contains more stuff; more stuff, more mass. Mass (m) is measured in *kilograms*, abbreviated as kg. (Note: An object whose mass is 1 kg weighs about 2.2 pounds.) If a given force produces some change in velocity for a 2 kg object, then a 1 kg object would experience twice that change. Note that mass is a proxy for the extent of inertia inherent in an object, and thus inertia is a reflection of an object's mass.

Forces are represented by vectors; they have magnitude and direction. If several different forces act on an object simultaneously, then the net force, \mathbf{F}_{net} , is the vector sum of all these forces. (The phrase *resultant force* is also used to mean *net force*.)

Since $\mathbf{F}_{\text{net}} = m\mathbf{a}$, and m is a *positive* scalar, the direction of \mathbf{a} always matches the direction of \mathbf{F}_{net} .

Finally, since $F = ma$, the units for F equal the units of m times the units of a :

$$\begin{aligned} [F] &= [m][a] \\ &= \text{kg} \cdot \text{m/s}^2 \end{aligned}$$

A force of 1 kg·m/s² is renamed 1 **newton** (abbreviated as N). A medium-size apple weighs about 1 N.

The difference between weight and mass is often difficult to grasp at first, but we'll address that issue in a few pages.

Example 2 How much force is required to cause an object of mass 2 kg to have an acceleration of 4 m/s²?

Solution. According to Newton's Second Law, $\mathbf{F}_{\text{net}} = m\mathbf{a} = (2 \text{ kg})(4 \text{ m/s}^2) = 8 \text{ N}$.

NEWTON'S THIRD LAW

This is the law that's commonly remembered as *to every action, there is an equal, but opposite, reaction*. More precisely, if Object 1 exerts a force on Object 2, then Object 2 exerts a force back on Object 1, equal in strength but opposite in direction. These two forces, $F_{1\text{-on-}2}$ and $F_{2\text{-on-}1}$, are called an **action-reaction pair**.

Example 3 Object 1 exerts a 300 N force to the right on object 2. Both objects are stationary. What is the force that object 2 exerts on object 1?

Solution. **Newton's Third Law** states that the force from object 2 on object 1 is equal in magnitude but opposite in direction to the force from object 1 on object 2. Therefore, object 2 exerts a 300 N force to the left on object 1.

The motion of the objects is irrelevant. Newton's Third Law is concerned with individual forces acting on objects, unlike the first and second laws that deal with net forces.

Example 4 An object feels two forces: one of strength 8 N pulling to the left and one of strength 20 N pulling to the right. If the object's mass is 4 kg, what is its acceleration?

Solution. Forces are represented by vectors and can be added and subtracted. Therefore, an 8 N force to the left added to a 20 N force to the right yields a net force of $20 - 8 = 12$ N to the right. Then Newton's Second Law gives $a = F_{\text{net}}/m = (12 \text{ N to the right})/(4 \text{ kg}) = 3 \text{ m/s}^2$ to the right.

NEWTON'S LAWS: A SUMMARY

These three laws will appear time and time again in later concepts. Let's sum up those three laws in easier terms.

Newton's First Law

- Moving stuff keeps moving; resting stuff keeps resting
- Law of Inertia: objects naturally resist changes in their velocities
- The measure of inertia is mass

Newton's Second Law

$$\mathbf{F}_{\text{net}} = m\mathbf{a}$$

- Force (\mathbf{F}) acting on an object is equal to the mass (m) of an object times its acceleration (\mathbf{a})
- Forces are vectors
- Units: Newton (N) = $\text{kg}\cdot\text{m}/\text{s}^2$

Newton's Third Law

For action-reaction pairs:

$$\mathbf{F}_{(1 \text{ on } 2)} = -\mathbf{F}_{(2 \text{ on } 1)}$$

the forces are equal but in opposite directions

WEIGHT

Mass and weight are not the same thing—there is a clear distinction between them in physics—but they are often used interchangeably in everyday life. The **weight** of an object is the gravitational force exerted on it by the Earth (or by whatever planet it happens to be on). **Mass**, by contrast, is a measure of the quantity of matter that comprises an object. An object's mass does not change with location. Weight changes depending on location. For example, you weigh less on the Moon than you do on Earth.

Since weight is a force, we can use $\mathbf{F} = m\mathbf{a}$ to compute it. What acceleration would the gravitational force impose on an object? The gravitational acceleration, of course! Therefore, setting $\mathbf{a} = \mathbf{g}$, the equation $\mathbf{F} = m\mathbf{a}$ becomes

$$\mathbf{F}_w = m\mathbf{g} \text{ or } \mathbf{F}_g = m\mathbf{g}$$

This is the equation for the weight of an object of mass m . (Weight is often symbolized as \mathbf{F}_g , rather than \mathbf{F}_w .) Notice that mass and weight are proportional but not identical. Furthermore, mass is measured in kilograms, while weight is measured in newtons.

Example 5 What is the mass of an object that weighs 500 N?

Amass Your Mass Facts (Groan)

Also, remember that mass is a proxy for inertia.

Solution. Since weight is m multiplied by g , mass is F_w (weight) divided by g . Therefore,

$$m = F_w/g = (500 \text{ N})/(10 \text{ m/s}^2) = 50 \text{ kg}$$

Example 6 A person weighs 150 pounds. Given that a pound is a unit of weight equal to 4.45 N, what is this person's mass?

Solution. This person's weight in newtons is $(150 \text{ lb})(4.45 \text{ N/lb}) = 667.5 \text{ N}$, so his mass is

$$m = F_w/g = (667.5 \text{ N})/(10 \text{ m/s}^2) = 66.75 \text{ kg}$$

Example 7 A book whose mass is 2 kg rests on a table. Find the magnitude of the force exerted by the table on the book.

Solution. The book experiences two forces: the downward pull of the Earth's gravity and the upward, supporting force exerted by the table. Since the book is at rest on the table, its acceleration is zero, so the net force on the book must be zero. Therefore, the magnitude of the support force must equal the magnitude of the book's weight, which is $F_w = mg = (2 \text{ kg})(10 \text{ m/s}^2) = 20 \text{ N}$.

NORMAL FORCE

When an object is in contact with a surface, the surface exerts a contact force on the object. The component of the contact force that's *perpendicular* to the surface is called the **normal force** on the object. (In physics, the word *normal* means *perpendicular*.) The normal force is what prevents objects from falling through tabletops or you from falling through the floor. The normal force is denoted by F_N , or simply by N . (If you use the latter notation, be careful not to confuse it with N , the abbreviation for the newton.)

There is no formula to directly calculate normal force. Instead, you have to use Newton's laws and your knowledge of the other forces at work to find a value for it in a given situation.

Example 8 A book whose mass is 2 kg rests on a table. Find the magnitude of the normal force exerted by the table on the book.

Solution. The book experiences two forces: the downward pull of Earth's gravity and the upward, supporting force exerted by the table. Since the book is at rest on the table, its acceleration is zero, so the net force on the book must be zero. Therefore, the magnitude of the support force must equal the magnitude of the book's weight, which is $F_w = mg = (2)(10) = 20 \text{ N}$. This means the normal force must be 20 N as well: $F_N = 20 \text{ N}$. (Note that this is a repeat of Example 7, except now we have a name for the "upward, supporting force exerted by the table"; it's called the normal force.)




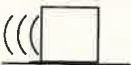
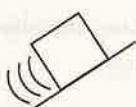

AN OVERALL STRATEGY

The previous examples are the lowest level of understanding Newton's laws. They are pretty straightforward thinking, sometimes referred to as "plug and chug." Most of physics is not that simple. Frequently, there is more than one force acting on an object, and many times angles are involved. Following the below strategy can greatly increase your chance of success for all but the most trivial of Newton's Second Law problems.

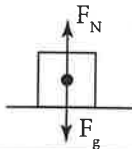
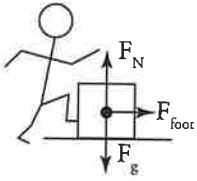
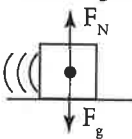
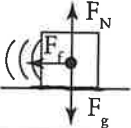
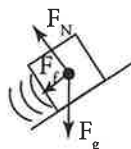
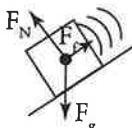
- I. You must be able to visualize what's going on. Make a sketch if it helps, but definitely make a free-body diagram by doing the following:
 - A. Draw a dot to represent the object. Draw arrows going away from the dot to represent any (all) forces acting on the object.
 - i. Anything touching the object exerts a force.
 - a. If the thing touching the object is a rope, ropes can only pull. Draw the force accordingly.
 - b. If the thing touching the object is a table, ramp, floor, or some other flat surface, a surface can exert two forces.
 1. The surface exerts a force perpendicular to itself toward the object. This force is always present if two things are in contact, and it is called the normal force.
 2. If there is kinetic friction present, then the surface exerts a force on the object that is parallel to the surface and opposite to the direction of motion.
 - ii. Some things can exert a force without touching an object. For example, the Earth pulls down on everything via the mystery of gravity. Electricity and magnetism also exert their influences without actually touching. Unless you hear otherwise, gravity points down!
 - iii. If you know one force is bigger than another, you should draw that arrow longer than the smaller force's arrow.
 - iv. Don't draw a velocity and mistake it for a force. No self-respecting velocity vector hangs out in a free-body diagram! Oh, and there is no such thing as the force of inertia.
- II. Clearly define an appropriate coordinate system. Be sure to break up each force that does not lie on an axis into its x - and y -components.
- III. Write out Newton's Second Law in the form of $\sum F_x = ma_x$ and/or $\sum F_y = ma_y$, using the forces identified in the free-body diagram to fill in the appropriate forces.
- IV. Do the math.

As you go through the following examples, notice how this strategy is used.

Example 9 Draw a free-body diagram for each of the following situations:

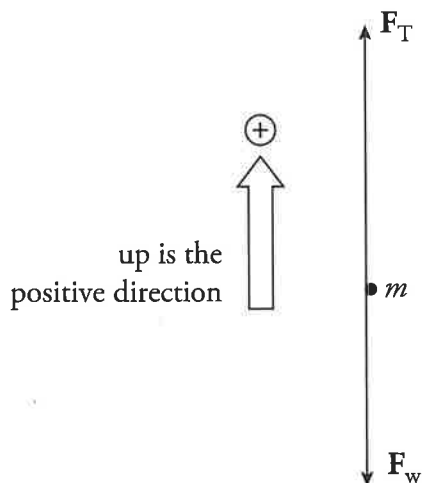
(a) A box sits at rest. 	(b) Stickman's foot kicks the box. 	(c) The box slides at a constant velocity across level ground. 
(d) The box slides through a rough patch and slows down due to friction. 	(e) The box slides up a ramp with friction. 	(f) The box slides back down the ramp with friction. 

Solution. Notice that gravity always points down (even on ramps). Also, the normal force is perpendicular to the surface (even on ramps). Do not always put the normal opposite the direction of gravity, because the normal is relative to the surface, which may be tilted. Finally, friction is always parallel to the surface (or perpendicular to the normal) and tends to point in the opposite direction from motion.

(a) A box sits at rest. 	(b) Stickman's foot kicks the box. 	(c) The box slides at a constant velocity across level, frictionless ground. 
(d) The box slides through a rough patch and slows down due to friction. 	(e) The box slides up a ramp with friction. 	(f) The box slides back down the ramp with friction. 

Example 10 A can of paint with a mass of 6 kg hangs from a rope. If the can is to be pulled up to a rooftop with an acceleration of 1 m/s^2 , what must the tension in the rope be?

Solution. First draw a picture. Represent the object of interest (the can of paint) as a heavy dot, and draw the forces that act on the object as arrows connected to the dot. This is called a **free-body (or force) diagram**.



We have the tension force in the rope, F_T (also symbolized merely by T), which is upward, and the weight, F_w , which is downward. Calling *up* the positive direction, the net force is $F_T - F_w$. The second law, $F_{\text{net}} = ma$, becomes $F_T - F_w = ma$, so

$$F_T = F_w + ma = mg + ma = m(g + a) = 6(10 + 1) = 66 \text{ N}$$

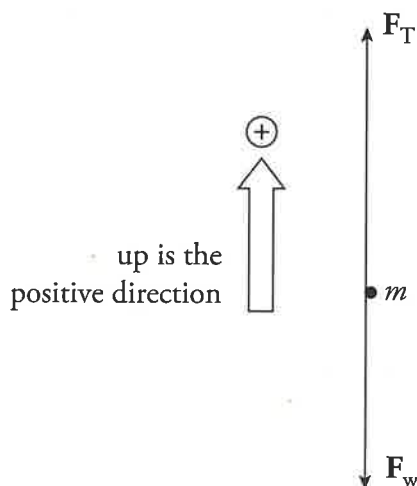
Tension's direction should be drawn opposite to the force creating the tension. If weight pulls down on the rope, then tension is up.

Example 11 A can of paint with a mass of 6 kg hangs from a rope. If the can is pulled up to a rooftop with a constant velocity of 1 m/s, what must the tension in the rope be?

Solution. The phrase “constant velocity” automatically means $a = 0$ and, therefore, $F_{\text{net}} = 0$. In the diagram above, F_T would need to have the same magnitude as F_w in order to keep the can moving at a constant velocity. Thus, in this case, $F_T = F_w = mg = (6)(10) = 60 \text{ N}$.

Example 12 How much tension must a rope have to lift a 50 N object with an acceleration of 10 m/s^2 ?

Solution. First draw a free-body diagram:



We have the tension force, F_T , which is upward, and the weight, F_w , which is downward. Calling *up* the positive direction, the net force is $F_T - F_w$. Newton's Second Law, $F_{\text{net}} = ma$, becomes $F_T - F_w = ma$, so $F_T = F_w + ma$. Remembering that $m = F_w/g$, we find that

$$F_T = F_w + ma = F_w + \frac{F_w}{g}a = 50 \text{ N} + \frac{50 \text{ N}}{10 \text{ m/s}^2}(10 \text{ m/s}^2) = 100 \text{ N}$$

FRICITION

When an object is in contact with a surface, the surface exerts a contact force on the object. The component of the contact force that's *parallel* to the surface is called the **friction** (or **friction force**) on the object. Friction, like the normal force, arises from electrical interactions between atoms of which the object is composed and those of which the surface is composed.

We'll look at two main categories of friction: (1) **static friction** and (2) **kinetic (sliding) friction**. Static friction results from the weak electrostatic bonds formed between the surfaces when the object is at rest. These bonds need to be broken before the object will slide. As a result, the static friction force is higher than the kinetic friction force. When the object begins to slide, the weak electronegative bonds cannot form fast enough, so the kinetic friction is lower. It is easier to keep an object moving than it is to start an object moving because the kinetic μ is lower than the static μ . Static friction occurs when there is no relative motion between the object and the surface (no sliding); kinetic friction occurs when there *is* relative motion (when there's sliding).

The strength of the friction force depends, in general, on two things: the nature of the surfaces and the strength of the normal force. The nature of the surfaces is represented by the **coefficient of friction**, which is denoted by μ (*mu*) and has no units. The greater this number is, the stronger the friction force will be. For example, the coefficient of friction between rubber-soled shoes and a wooden floor is 0.7, but between rubber-soled shoes and ice is only 0.1. Also, since kinetic friction is generally weaker than static friction (it's easier to keep an object sliding once it's sliding than it is to start the object sliding in the first place), there are two coefficients of friction: one for static friction (μ_s) and one for kinetic friction (μ_k). For a given pair of surfaces, it's virtually always true that $\mu_k < \mu_s$. The strengths of these two types of friction forces are given by the following equations:

$$F_{\text{static friction, max}} = \mu_s F_N$$

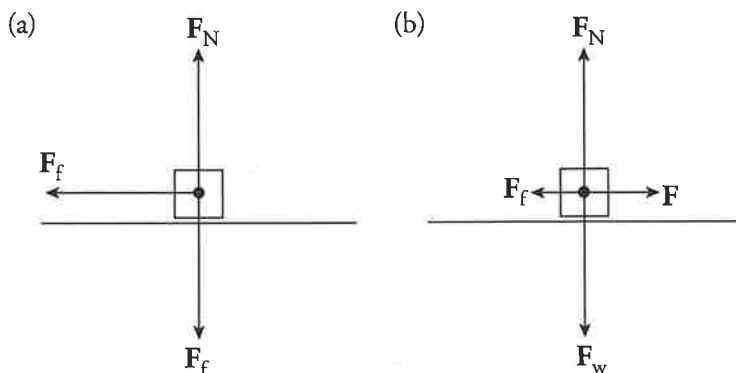
$$F_{\text{kinetic friction}} = \mu_k F_N$$

Note that the equation for the strength of the static friction force is for the *maximum* value only. This is because static friction can vary, precisely counteracting weaker forces that attempt to move an object. For example, suppose an object experiences a normal force of $F_N = 100$ N and the coefficient of static friction between it and the surface it's on is 0.5. Then, the *maximum* force that static friction can exert is $(0.5)(100 \text{ N}) = 50$ N. However, if you push on the object with a force of, say, 20 N, then the static friction force will be 20 N (in the opposite direction), *not* 50 N; the object won't move. The net force on a stationary object must be zero. Static friction can take on all values, up to a certain maximum, and you must overcome the maximum static friction force to get the object to slide. The direction of $\mathbf{F}_{\text{kinetic friction}} = \mathbf{F}_{f(\text{kinetic})}$ is opposite to that of motion (sliding), and the direction of $\mathbf{F}_{\text{static friction}} = \mathbf{F}_{f(\text{static})}$ is usually, but not always, opposite to that of the intended motion.

Example 13 A crate of mass 20 kg is sliding across a wooden floor. The coefficient of kinetic friction between the crate and the floor is 0.3.

- Determine the strength of the friction force acting on the crate.
- If the crate is being pulled by a force of 90 N (parallel to the floor), find the acceleration of the crate.

Solution. First draw a free-body diagram:



- The normal force on the object balances the object's weight, so $F_N = mg = (20 \text{ kg})(10 \text{ m/s}^2) = 200$ N. Therefore, $F_{(\text{kinetic})} = \mu_k F_N = (0.3)(200 \text{ N}) = 60$ N.
- The net horizontal force that acts on the crate is $F - F_f = 90 \text{ N} - 60 \text{ N} = 30$ N, so the acceleration of the crate is $a = F_{\text{net}}/m = (30 \text{ N})/(20 \text{ kg}) = 1.5 \text{ m/s}^2$.

Real-World Physics

If you've ever tried to slide something heavy across the floor (like moving a couch), then you should already be familiar with static friction. You have to push pretty hard to get it moving, but then it slides a bit more easily once you get it started.

Good to Know

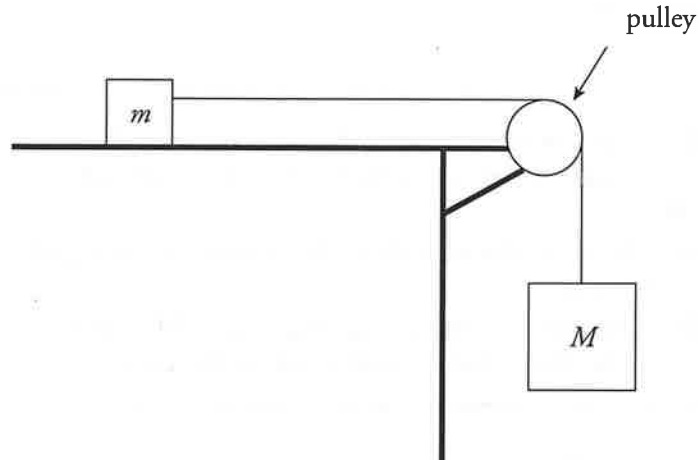
Example 13 illustrates how static friction can vary.

Example 14 A crate of mass 100 kg rests on the floor. The coefficient of static friction is 0.4. If a force of 250 N (parallel to the floor) is applied to the crate, what's the magnitude of the force of static friction on the crate?

Solution. The normal force on the object balances its weight, so $F_N = mg = (100 \text{ kg})(10 \text{ m/s}^2) = 1,000 \text{ N}$. Therefore, $F_{\text{static friction, max}} = F_{f(\text{static}), \text{max}} = \mu_s F_N = (0.4)(1,000 \text{ N}) = 400 \text{ N}$. This is the *maximum* force that static friction can exert, but in this case it's not the actual value of the static friction force. Since the applied force on the crate is only 250 N, which is less than the $F_{f(\text{static}), \text{max}}$, the force of static friction will be less also: $F_{f(\text{static})} = 250 \text{ N}$, and the crate will not slide.

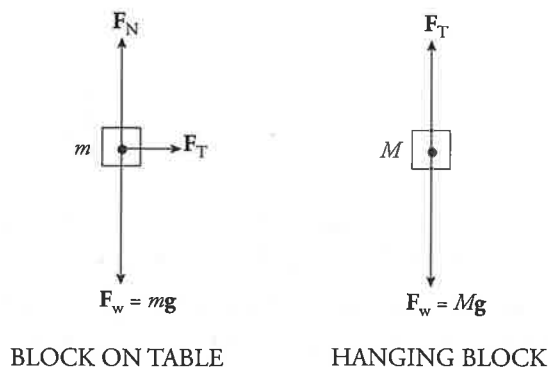
PULLEYS

Pulleys are devices that change the direction of the tension force in the cords that slide over them. Pulley systems multiply the force by however many strings are pulling on the object.



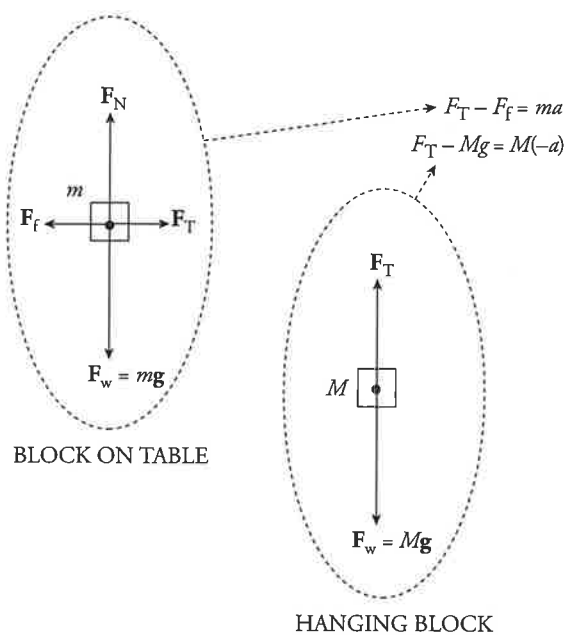
Example 15 In the diagram above, assume that the tabletop is frictionless. Determine the acceleration of the blocks once they're released from rest.

Solution. There are two blocks, so we draw two free-body diagrams:



Example 16 Using the same diagram as in the previous example, assume that $m = 2$ kg, $M = 10$ kg, and the coefficient of kinetic friction between the small block and the tabletop is 0.5. Compute the acceleration of the blocks.

Solution. Once again, draw a free-body diagram for each object. Note that the only difference between these diagrams and the ones in the previous example is the inclusion of the force of (kinetic) friction, F_f that acts on the block on the table.



As before, we have two equations that contain two unknowns (a and F_T):

$$F_T - F_f = ma \quad (1)$$

$$F_T - Mg = M(-a) \quad (2)$$

Subtract the equations (thereby eliminating F_T) and solve for a . Note that, by definition, $F_f = \mu F_N$, and from the free-body diagram for m , we see that $F_N = mg$, so $F_f = \mu mg$:

$$Mg - F_f = ma + Ma$$

$$Mg - \mu mg = a(m + M)$$

$$\frac{M - \mu m}{m + M} g = a$$

Substituting in the numerical values given for m , M , and μ , we find that $a = \frac{3}{4}g$ (or 7.5 m/s^2).

Example 17 In the previous example, calculate the tension in the cord.

Solution. Since the value of a has been determined, we can use either of the two original equations to calculate F_T . Using Equation (2), $F_T - Mg = M(-a)$ (because it's simpler), we find

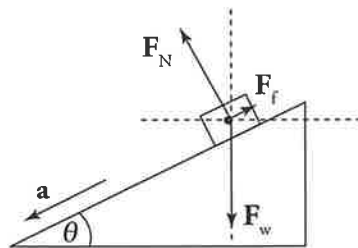
$$F_T = Mg - Ma = Mg - M \cdot \frac{3}{4}g = \frac{1}{4}Mg = \frac{1}{4}(10)(10) = 25 \text{ N}$$

As you can see, we would have found the same answer if Equation (1) had been used:

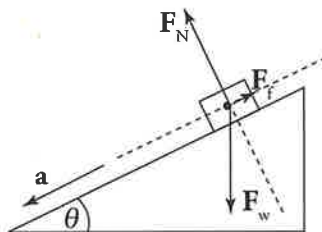
$$\begin{aligned} F_T - F_f = ma &\Rightarrow F_T = F_f + ma = \mu mg + ma = \mu mg + m \cdot \frac{3}{4}g = mg \left(\mu + \frac{3}{4} \right) \\ &= (2)(10)(0.5 + 0.75) \\ &= 25 \text{ N} \end{aligned}$$

INCLINED PLANES

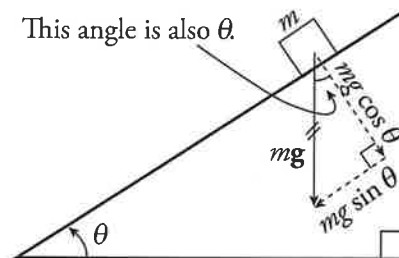
An **inclined plane** is basically a ramp. If you look at the forces acting on a block that sits on a ramp using a standard coordinate system, it initially looks straightforward. However, part of the normal force acts in the x direction, part acts in the y direction, and the block has acceleration in both the x and y directions. If friction is present, it also has components in both the x and y directions. The math has the potential to be quite cumbersome.



This is a non-rotated coordinate system—notice F_f , F_N , and a will each have to be broken into x - and y -components.



This is a rotated coordinate system— F_N acts only perpendicular to the ramp, and F_f and acceleration act only parallel to the ramp, so only F_w must be broken into components. If an object of mass m is on the ramp, then the force of gravity on the object, $F_w = mg$, has two components: one that's parallel to the ramp ($mg \sin \theta$) and one that's normal to the ramp ($mg \cos \theta$), where θ is the incline angle. The force driving the block down the inclined plane is the component of the block's weight that's parallel to the ramp: $mg \sin \theta$.



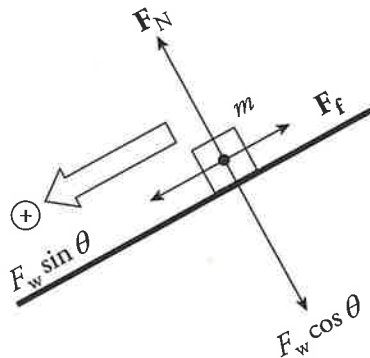
Example 18 A block slides down a frictionless, inclined plane that makes a 30° angle with the horizontal. Find the acceleration of this block.

Solution. Let m denote the mass of the block, so the force that pulls the block down the incline is $mg \sin \theta$, and the block's acceleration down the plane is

$$a = \frac{F}{m} = \frac{mg \sin \theta}{m} = g \sin \theta = g \sin 30^\circ = \frac{1}{2}g = 5 \text{ m/s}^2$$

Example 19 A block slides down an inclined plane that makes a 30° angle with the horizontal. If the coefficient of kinetic friction is 0.3, find the acceleration of the block.

Solution. First draw a free-body diagram. Notice that, in the diagram shown below, the weight of the block, $F_w = mg$, has been written in terms of its scalar components: $F_w \sin \theta$ parallel to the ramp and $F_w \cos \theta$ normal to the ramp:



The force of friction, F_f , that acts up the ramp (opposite to the direction in which the block slides) has magnitude $F_f = \mu F_N$. But the diagram shows that $F_N = F_w \cos \theta$, so $F_f = \mu(mg \cos \theta)$. Therefore, the net force down the ramp is

$$F_w \sin \theta - F_f = mg \sin \theta - \mu mg \cos \theta = mg(\sin \theta - \mu \cos \theta)$$

Then, setting F_{net} equal to ma , we solve for a :

$$\begin{aligned} a &= \frac{F_{\text{net}}}{m} = \frac{mg(\sin \theta - \mu \cos \theta)}{m} \\ &= g(\sin \theta - \mu \cos \theta) \\ &= (10 \text{ m/s}^2)(\sin 30^\circ - 0.3 \cos 30^\circ) \\ &= 2.4 \text{ m/s}^2 \end{aligned}$$



Got a Question?

For answers to test-prep questions for all your tests and additional test-taking tips, subscribe to our YouTube channel at [youtube.com/ThePrincetonReview](https://www.youtube.com/ThePrincetonReview)




CHAPTER 5 KEY TERMS

Newton's First Law
inertia
Law of Inertia
Newton's Second Law
newton (N)
Newton's Third Law
action-reaction pair
weight
mass
normal force
free-body (or force) diagram
friction
static friction
kinetic (sliding) friction
coefficient of friction
pulleys
inclined plane

Chapter 5 Review Questions

Answers and explanations can be found in Chapter 12.

Section I: Multiple Choice

1  Mark for Review

A person standing on a horizontal floor feels two forces: the downward pull of gravity and the upward supporting force from the floor. These two forces

- (A) have equal magnitudes and form an action-reaction pair
- (B) have equal magnitudes but do not form an action-reaction pair
- (C) have unequal magnitudes and form an action-reaction pair
- (D) have unequal magnitudes and do not form an action-reaction pair

2  Mark for Review

A person who weighs 800 N steps onto a scale that is on the floor of an elevator car. If the elevator accelerates upward at a rate of 5 m/s^2 , what will the scale read?

- (A) 400 N
- (B) 800 N
- (C) 1000 N
- (D) 1200 N

3  Mark for Review

A frictionless inclined plane of length 20 m has a maximum vertical height of 5 m. If an object of mass 2 kg is placed on the plane, which of the following best approximates the net force it feels?

- (A) 5 N
- (B) 10 N
- (C) 15 N
- (D) 20 N

4  Mark for Review

A 20 N block is being pushed across a horizontal table by an 18 N force. If the coefficient of kinetic friction between the block and the table is 0.4, find the acceleration of the block.

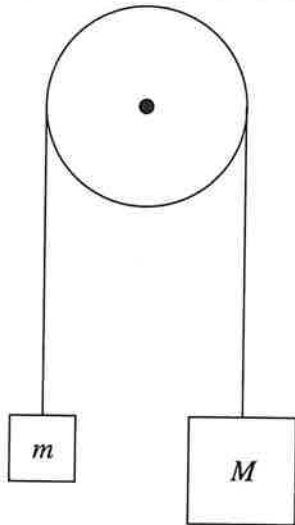
- (A) 0.5 m/s^2
- (B) 1 m/s^2
- (C) 5 m/s^2
- (D) 7.5 m/s^2

5 Mark for Review

The coefficient of static friction between a box and a ramp is 0.5. The ramp's incline angle is 30° . If the box is placed at rest on the ramp, the box will do which of the following?

- (A) Accelerate down the ramp
- (B) Accelerate briefly down the ramp but then slow down and stop
- (C) Move with constant velocity down the ramp
- (D) Not move

6 Mark for Review



Assuming a frictionless, massless pulley, determine the acceleration of the blocks once they are released from rest.

- (A) $\frac{m}{M+m} g$
- (B) $\frac{M}{m} g$
- (C) $\frac{M+m}{M-m} g$
- (D) $\frac{M-m}{M+m} g$

7 Mark for Review

If all of the forces acting on an object balance so that the net force is zero, then

- (A) the object must be at rest
- (B) the object's speed will decrease
- (C) the object's direction of motion can change, but not its speed
- (D) none of the above will occur

8 Mark for Review

A block of mass m is at rest on a frictionless, horizontal table placed in a laboratory on the surface of the Earth. An identical block is at rest on a frictionless, horizontal table placed on the surface of the Moon. Let F be the net force necessary to give the Earth-bound block an acceleration of a across the table. Given that g_{Moon} is one-sixth of g_{Earth} , the force necessary to give the Moon-bound block the same acceleration a across the table is

- (A) $F/6$
- (B) $F/3$
- (C) F
- (D) $6F$

9  Mark for Review

A crate of mass 100 kg is at rest on a horizontal floor. The coefficient of static friction between the crate and the floor is 0.4, and the coefficient of kinetic friction is 0.3. A force \mathbf{F} of magnitude 344 N is then applied to the crate, parallel to the floor. Which of the following is true?

- (A) The crate will accelerate across the floor at 0.5 m/s^2 .
- (B) The static friction force, which is the reaction force to \mathbf{F} as guaranteed by Newton's Third Law, will also have a magnitude of 344 N.
- (C) The crate will slide across the floor at a constant speed of 0.5 m/s .
- (D) The crate will not move.

10  Mark for Review

Two crates are stacked on top of each other on a horizontal floor; Crate #1 is on the bottom, and Crate #2 is on the top. Both crates have the same mass. Compared to the strength of the force \mathbf{F}_1 necessary to push only Crate #1 at a constant speed across the floor, the strength of the force \mathbf{F}_2 necessary to push the stack at the same constant speed across the floor is greater than \mathbf{F}_1 because

- (A) the normal force on Crate #1 is greater
- (B) the coefficient of kinetic friction between Crate #1 and the floor is greater
- (C) the coefficient of static friction between Crate #1 and the floor is greater
- (D) the weight of Crate #1 is greater

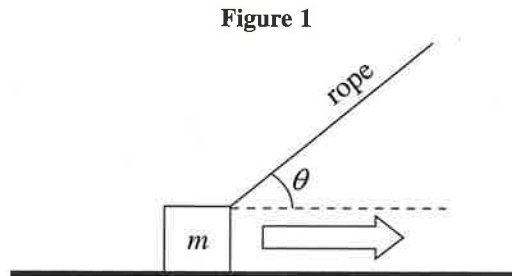
Section II: Free Response

1



Mark for Review

This question concerns the motion of a crate being pulled across a horizontal floor by a rope. In Figure 1, the mass of the crate is m , the coefficient of kinetic friction between the crate and the floor is μ , and the tension in the rope is F_T .



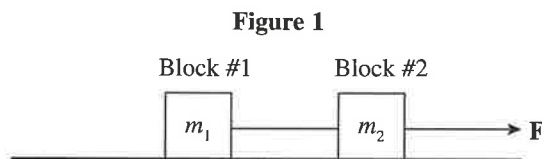
- Draw and label all of the forces acting on the crate.
- Compute the normal force acting on the crate in terms of m , F_T , θ , and g .
- Compute the acceleration of the crate in terms of m , F_T , θ , μ , and g .

2




Mark for Review

In Figure 1, a massless string connects two blocks—of masses m_1 and m_2 , respectively—on a flat, frictionless tabletop. A force F pulls on Block #2, as shown:

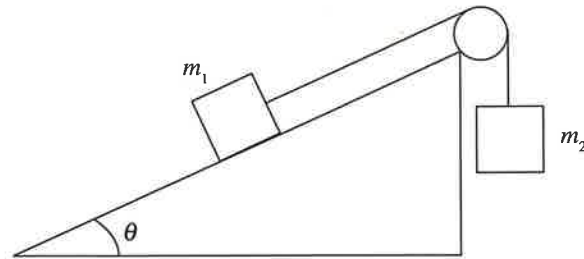


- Draw and label all of the forces acting on Block #1.
- Draw and label all of the forces acting on Block #2.
- What is the acceleration of Block #1? Please state your answer in terms of F , m_1 , and m_2 .
- What is the tension in the string connecting the two blocks? Please state your answer in terms of F , m_1 , and m_2 .
- If the string connecting the blocks were not massless, but instead had a mass of m , determine
 - the acceleration of Block #1, in terms of F , m , m_1 , and m_2 .
 - the difference between the strength of the force that the connecting string exerts on Block #2 and the strength of the force that the connecting string exerts on Block #1. Please state your answer in terms of F , m , m_1 , and m_2 .


3  Mark for Review

In Figure 1, assume that the pulley is frictionless and massless.

Figure 1



- A. If the surface of the inclined plane is frictionless, determine what value(s) of θ will cause the box of mass m_1 to
- accelerate up the ramp
 - slide up the ramp at constant speed
- B. If the coefficient of kinetic friction between the surface of the inclined plane and the box of mass m_1 is μ_k , derive (but do not solve) an equation satisfied by the value of θ , which will cause the box of mass m_1 to slide up the ramp at constant speed.

4  Mark for Review

A skydiver is falling with speed v_0 through the air. At that moment (time $t = 0$), she opens her parachute and experiences the force of air resistance whose strength is given by the equation $F = kv$, in which k is a proportionality constant and v is her descent speed. The total mass of the skydiver and equipment is m . Assume that g is constant throughout her descent.

- Draw and label all the forces acting on the skydiver after her parachute opens.
- Determine the skydiver's acceleration in terms of m , v , k , and g .
- Determine the skydiver's terminal speed (that is, the eventual constant speed of descent).
- Sketch a graph of v as a function of time, being sure to label important values on the vertical axis.

Chapter 5 Summary

- Forces are not needed to maintain motion. Forces cause objects to change their motion, whether that means speeding up, slowing down, or changing direction. This idea is expressed by Newton's Second Law: $F_{\text{net}} = ma$.
- Weight is commonly referred to as the force of gravity F_w or $F_g = mg$, where g is -10 m/s^2 .
- Friction is defined by $F_f = \mu N$ and comes in two types—static and kinetic where $\mu_{\text{kinetic}} < \mu_{\text{static}}$.
- The normal force (N or sometimes F_N) is frequently given by N or $F_N = mg \cos \theta$, where θ is the angle between the horizontal axis and the surface on which the object rests.
- To solve almost any problem involving Newton's Second Law, use the following strategy:
 - I. You must be able to visualize what's going on. Make a sketch if it helps. Make sure to make a free-body diagram (or FBD).
 - II. Clearly define an appropriate coordinate system.
 - III. Write out Newton's Second Law in the form of $\sum F_x = ma_x$ and/or $\sum F_y = ma_y$, using the forces identified in the FBD to fill in the appropriate forces.
 - IV. Do the math.

